

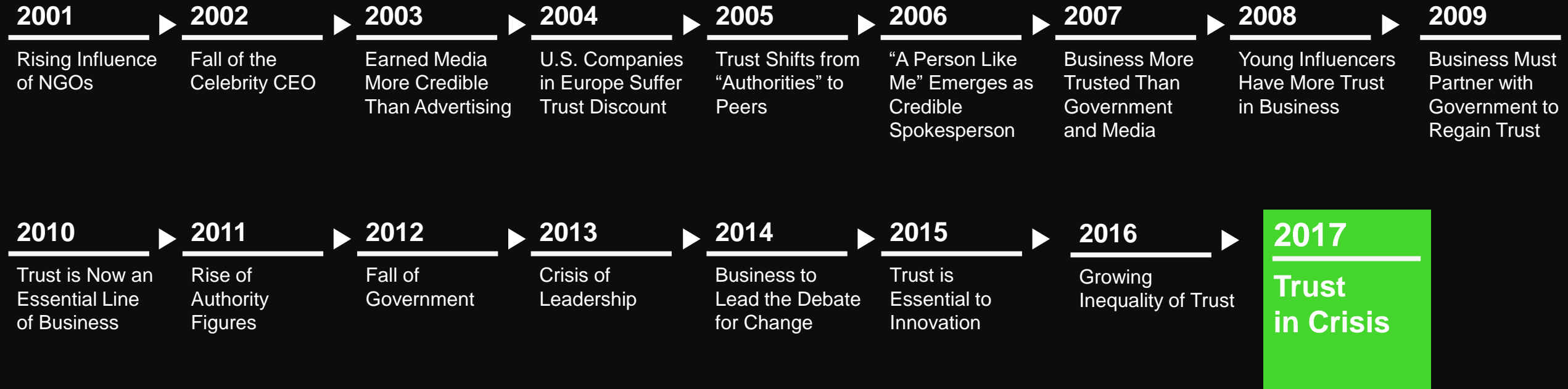


2017 Edelman Trust Barometer

Mexico




Trust in Retrospect

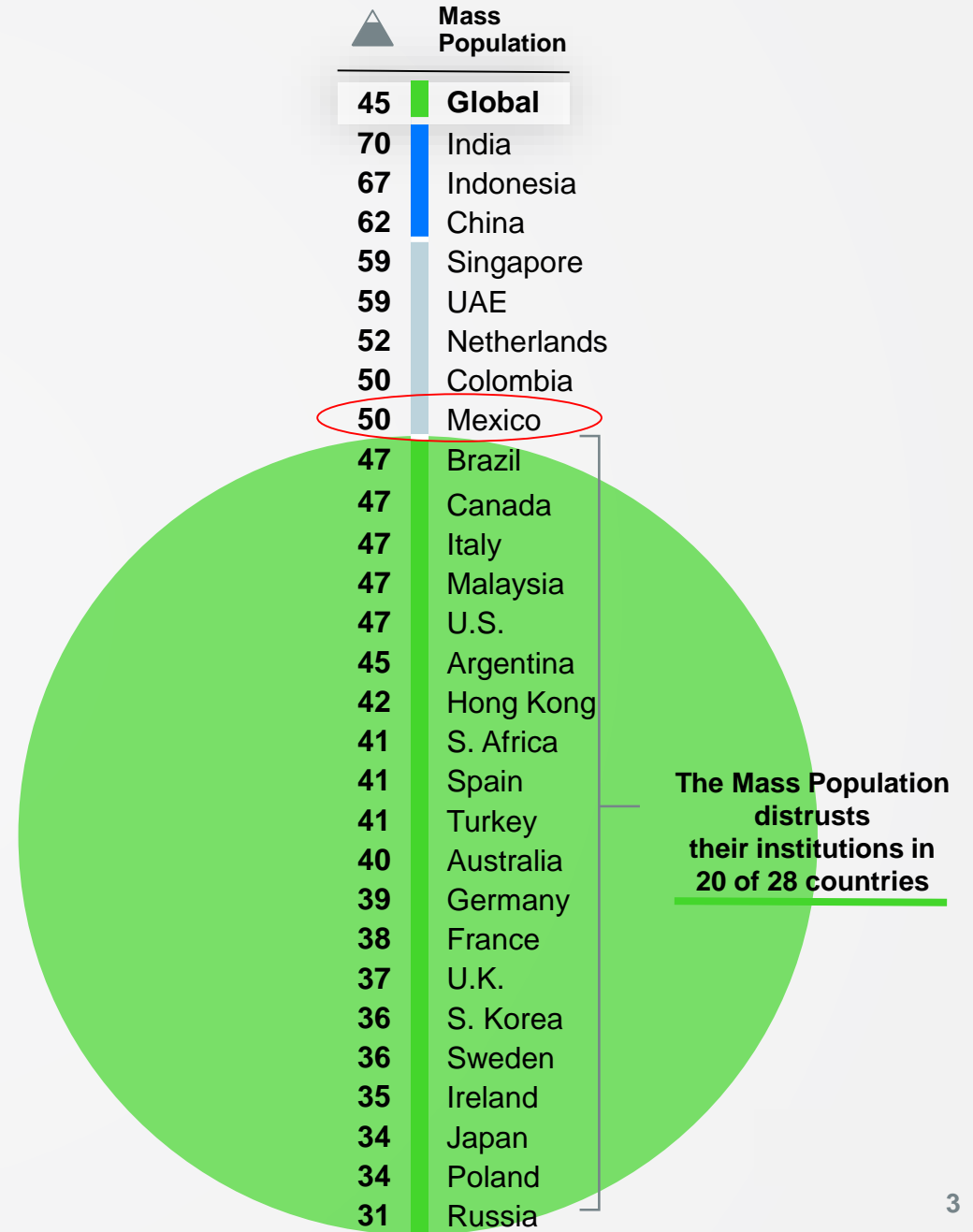



Trust Index Mass Population Left Behind

Average trust in institutions,
Informed Public vs. Mass Population



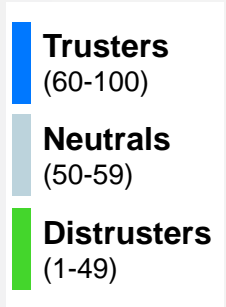
Source: 2017 Edelman Trust Barometer.
The Trust Index is an average of a country's trust in the institutions of government, business, media and NGOs. Informed Public and Mass Population, 28-country global total.



Trust Index

A World of Distrust

Average trust in institutions,
General Population, 2016 vs. 2017



3-point decrease
in the global
Trust Index

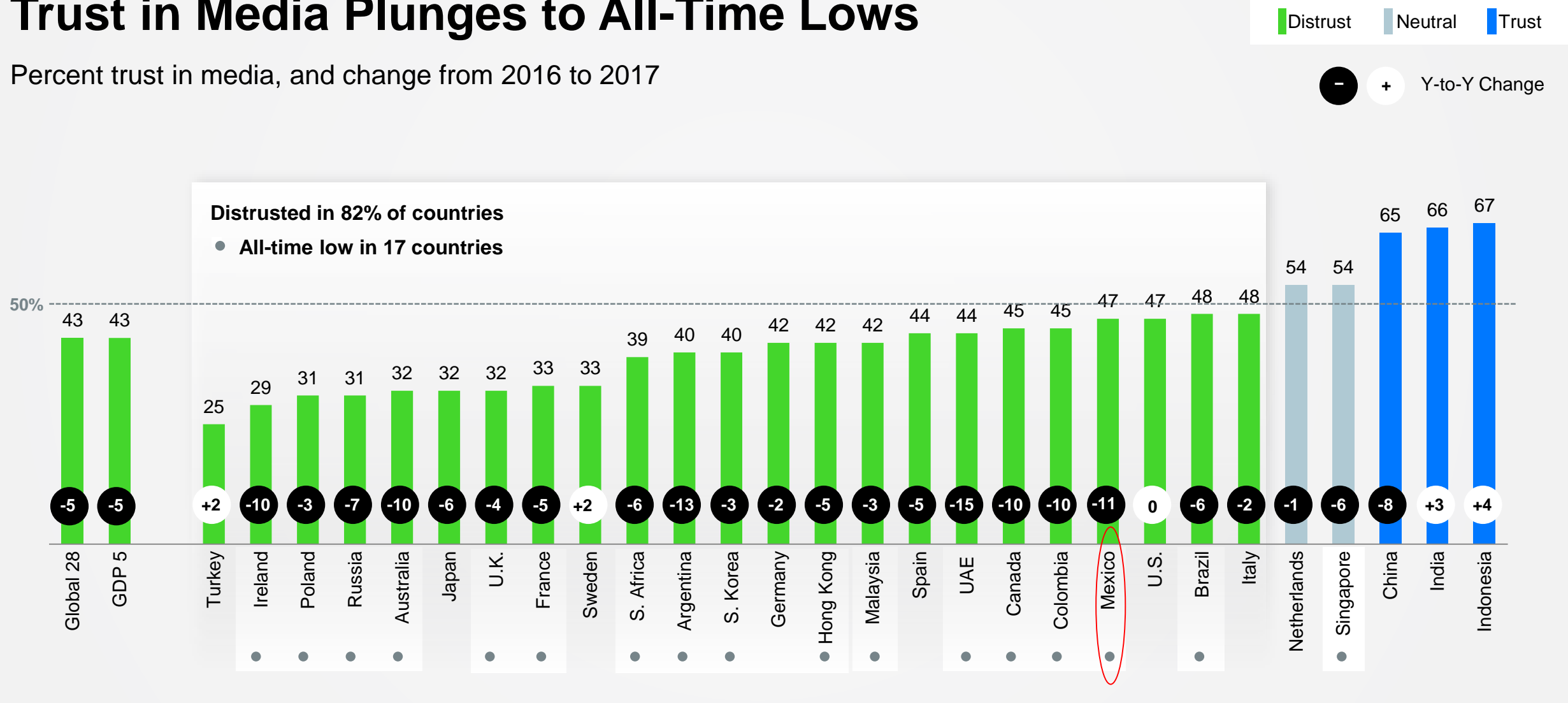
Trust declines in 21
of 28 countries—the
broadest declines
since beginning
General Population
tracking in 2012

2 in 3 countries are
now distrusters

Source: 2017 Edelman Trust Barometer. The Trust Index is an average of a country's trust in the institutions of government, business, media and NGOs. General Population, 28-country global total.

Trust in Media Plunges to All-Time Lows

Percent trust in media, and change from 2016 to 2017



Source: 2017 Edelman Trust Barometer Q11-620. [TRACKING] [MEDIA IN GENERAL] Below is a list of institutions. For each one, please indicate how much you trust that institution to do what is right using a nine-point scale where one means that you “do not trust them at all” and nine means that you “trust them a great deal.” (Top 4 Box, Trust) General Population, 28-country global total.

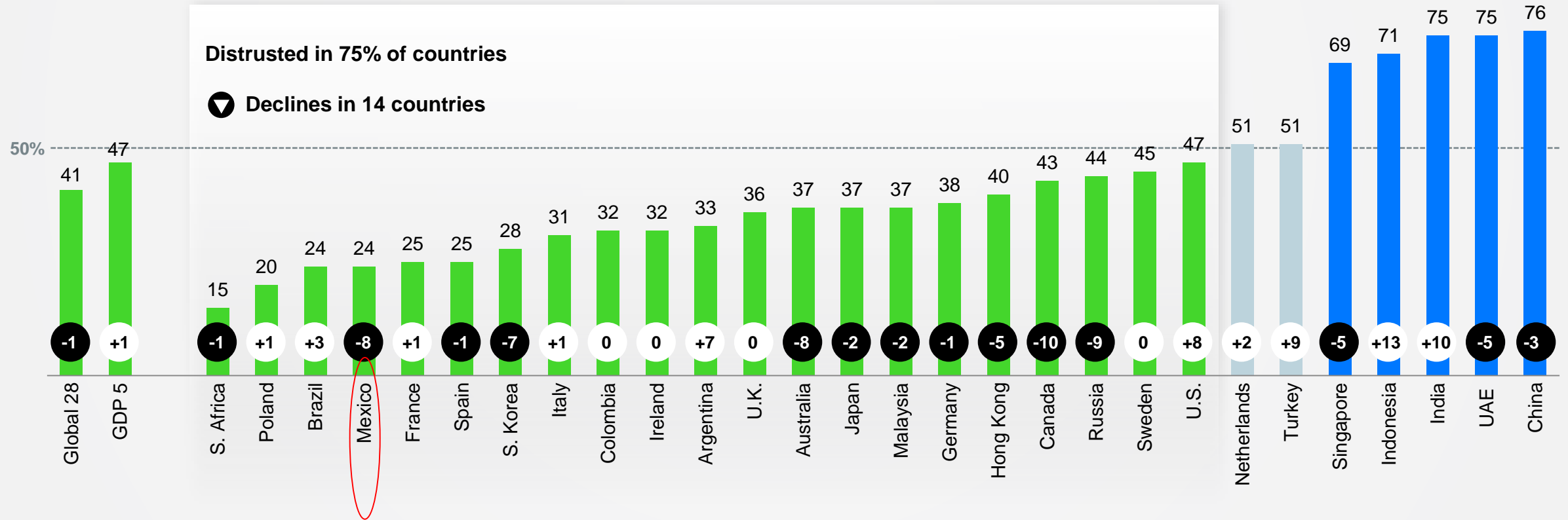
GDP 5 = U.S., China, Japan, Germany, U.K.

Trust in Government Further Evaporates

Percent trust in government, and change from 2016 to 2017

■ Distrust
 ■ Neutral
 ■ Trust

-
+ Y-to-Y Change

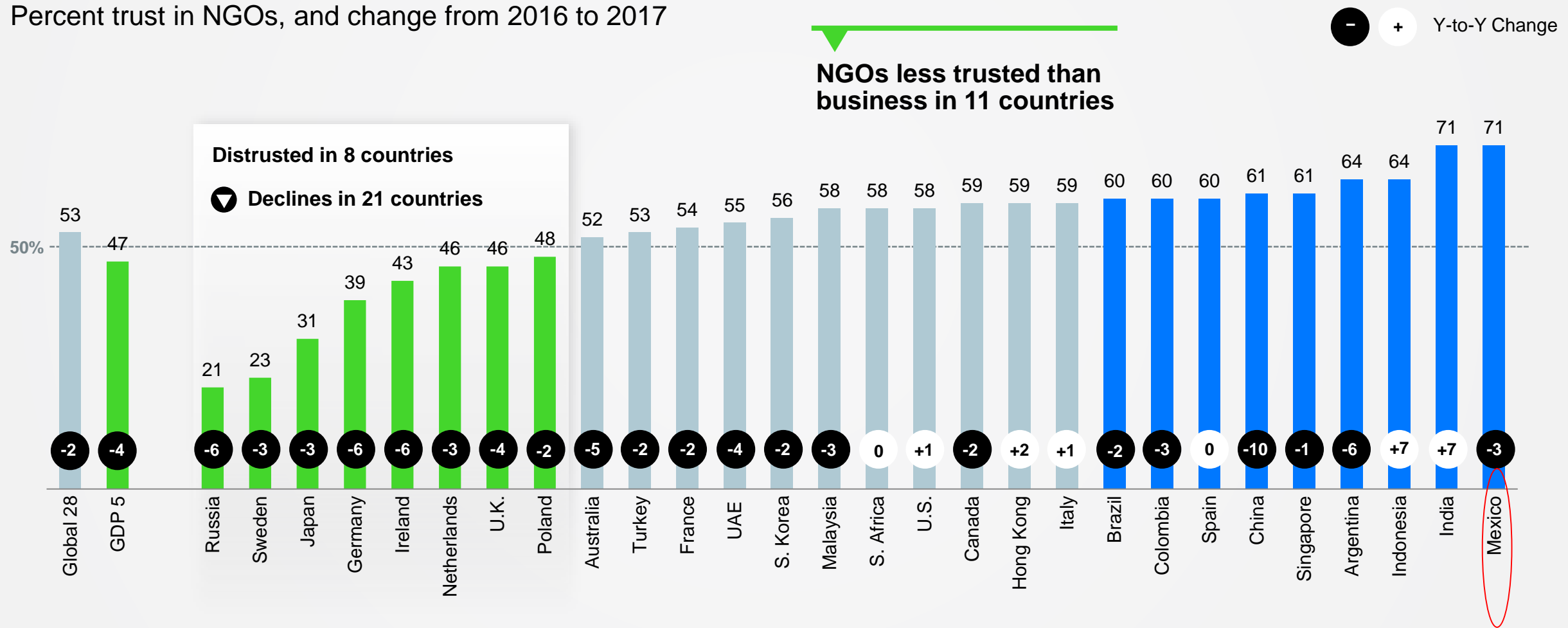


Source: 2017 Edelman Trust Barometer Q11-620. [TRACKING] [GOVERNMENT IN GENERAL] Below is a list of institutions. For each one, please indicate how much you trust that institution to do what is right using a nine-point scale where one means that you “do not trust them at all” and nine means that you “trust them a great deal.” (Top 4 Box, Trust) General Population, 28-country global total.

GDP 5 = U.S., China, Japan, Germany, U.K.

Trust in NGOs Declines

Percent trust in NGOs, and change from 2016 to 2017



Source: 2017 Edelman Trust Barometer Q11-620. [TRACKING] [NGOs IN GENERAL] Below is a list of institutions. For each one, please indicate how much you trust that institution to do what is right using a nine-point scale where one means that you “do not trust them at all” and nine means that you “trust them a great deal.” (Top 4 Box, Trust) General Population, 28-country global total.

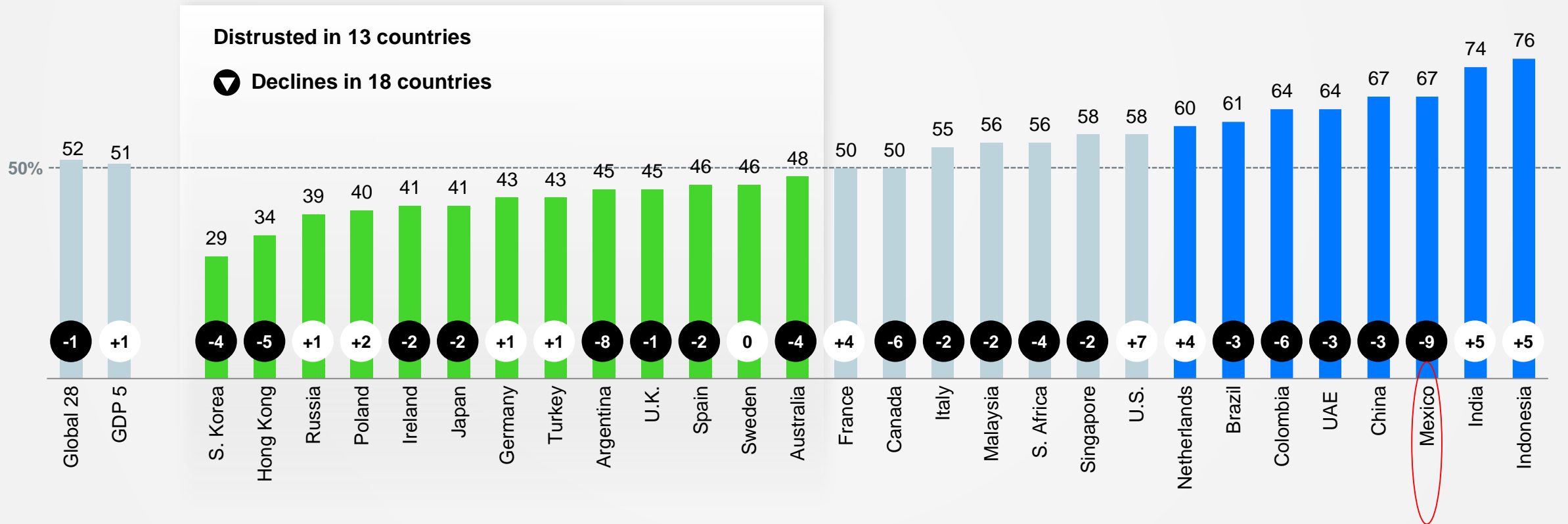
GDP 5 = U.S., China, Japan, Germany, U.K.

Business on the Brink of Distrust

Percent trust in business, and change from 2016 to 2017

Distrust Neutral Trust

- + Y-to-Y Change



Source: 2017 Edelman Trust Barometer Q11-620. [TRACKING] [BUSINESS IN GENERAL] Below is a list of institutions. For each one, please indicate how much you trust that institution to do what is right using a nine-point scale where one means that you “do not trust them at all” and nine means that you “trust them a great deal.” (Top 4 Box, Trust) General Population, 28-country global total.

GDP 5 = U.S., China, Japan, Germany, U.K.

Without Trust, Belief in the System Fails



How true are each of the following?

Sense of Injustice

System biased in favor of elites, elites indifferent to the people, getting richer than they deserve

Lack of Hope

Hard work not rewarded, children will not have a better life, country not moving in right direction

Lack of Confidence

No confidence in current leaders


Desire for Change

Need forceful reformers to bring change

1 in 2 Countries Have Lost Faith in the System

Percent of population who believe the system is not working

Systemic loss of faith restricted to Western-style democracies



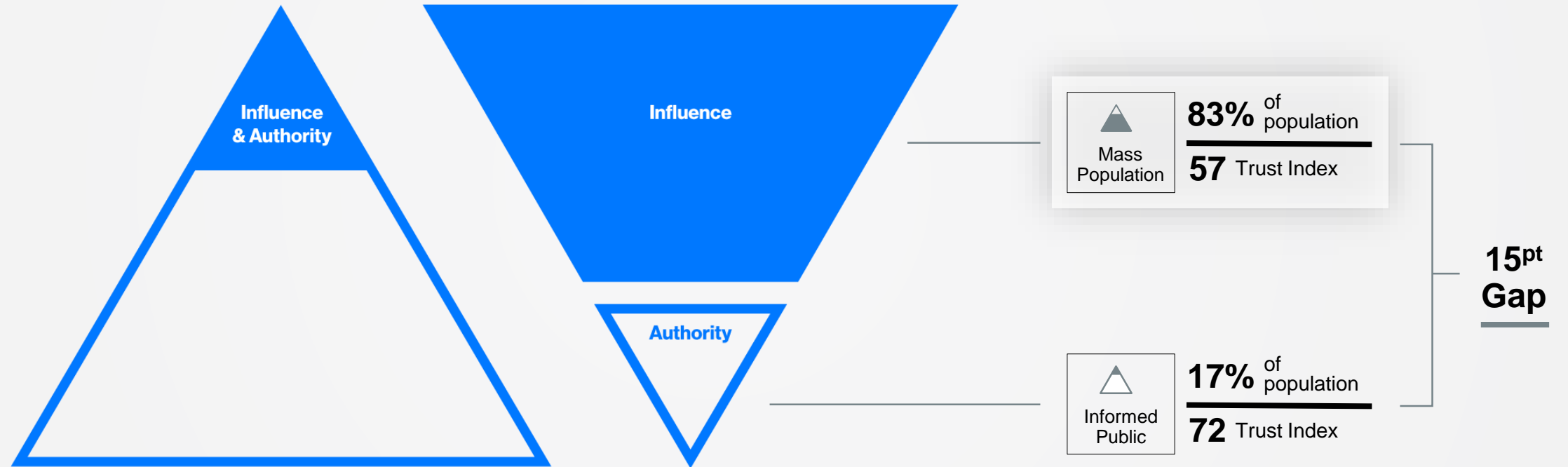
In 14 countries, the percent of population that has lost faith is above the global average

	Global	France	Italy	Mexico	S. Africa	Spain	Poland	Brazil	Colombia	Germany	U.K.	Australia	Ireland	U.S.	Netherlands	Canada	Sweden	Argentina	Malaysia	Turkey	Russia	S. Korea	Indonesia	Japan	India	Hong Kong	Singapore	China	UAE
System failing	53	72	72	67	67	67	64	62	62	62	60	59	59	57	56	55	55	53	52	51	48	48	42	42	36	35	30	23	19
Uncertain	32	22	24	25	24	25	25	25	27	26	29	30	26	33	33	30	29	29	37	31	28	41	40	45	45	50	43	47	40

Source: 2017 Edelman Trust Barometer Q672-675, 678-680, 688-690.

For details on how the “system failing” measure was calculated, please refer to the Technical Appendix. The margin of error for the countries scores was added and subtracted from the global mean. Countries were considered above the global average if their score was higher than the global mean plus the margin of error. Countries were considered below the global average if their score was lower than the global mean minus the margin of error. All other scores were considered aligned.

2016: The Inversion of Influence



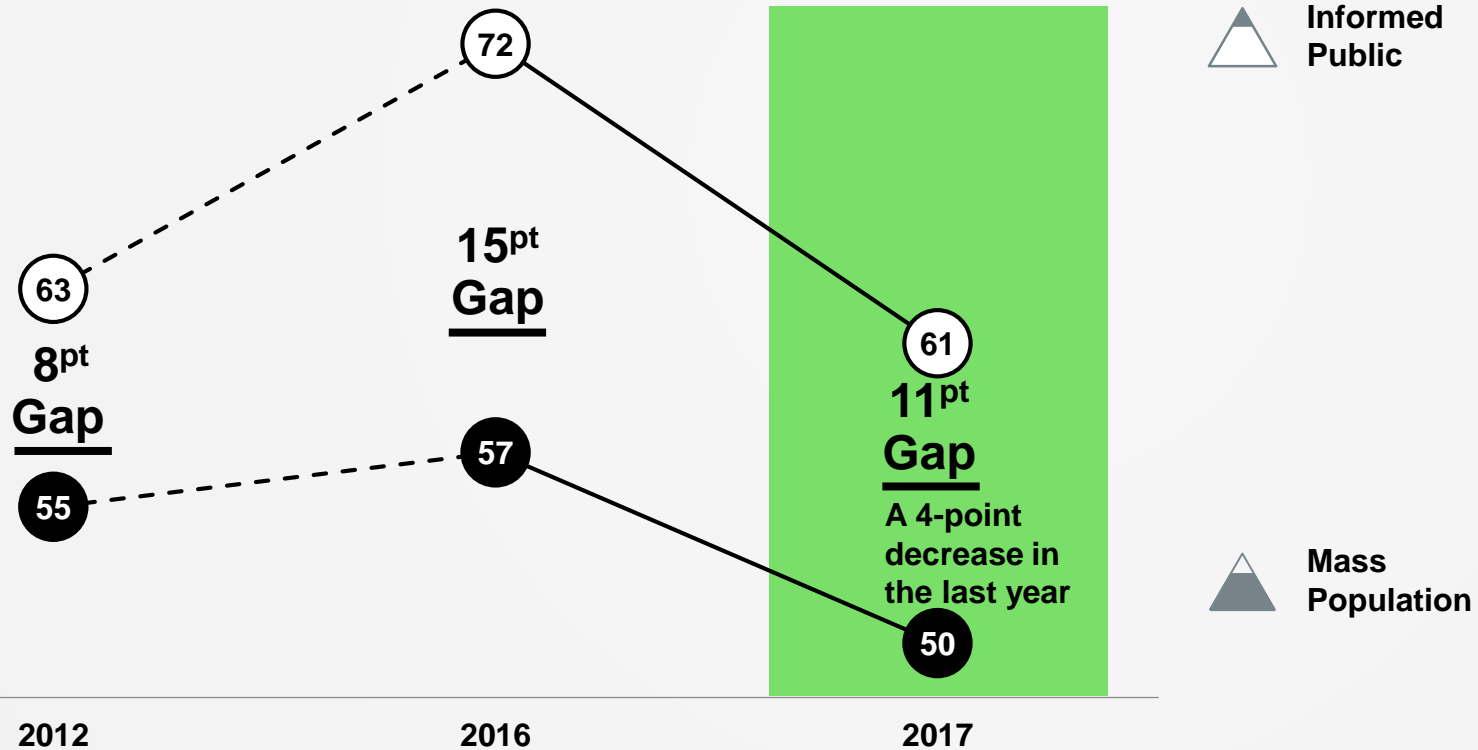
Source: 2016 Edelman Trust Barometer. The Trust Index is an average of a country's trust in the institutions of government, business, media and NGOs. Informed Public and Mass Population, Mexico.

Mexico data



2017: Double-Digit Trust Gap Continues

Percent trust in the four institutions of government, business, media and NGOs, 2012 to 2017



Largest Gaps



21 pts



19 pts



18 pts

Source: 2017 Edelman Trust Barometer. The Trust Index is an average of a country's trust in the institutions of government, business, media and NGOs. Informed Public and Mass Population, Mexico.

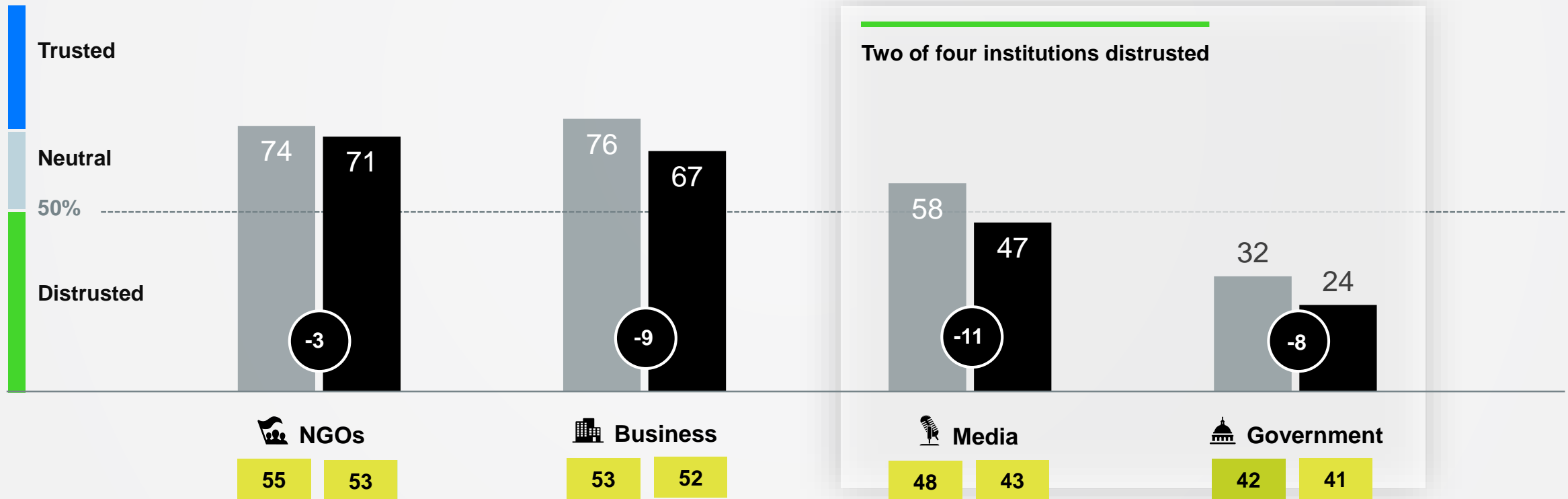


Trust in All Four Institutions Declines

Percent trust in the four institutions of government, business, media and NGOs, 2016 vs. 2017

2016 2017

Global Values

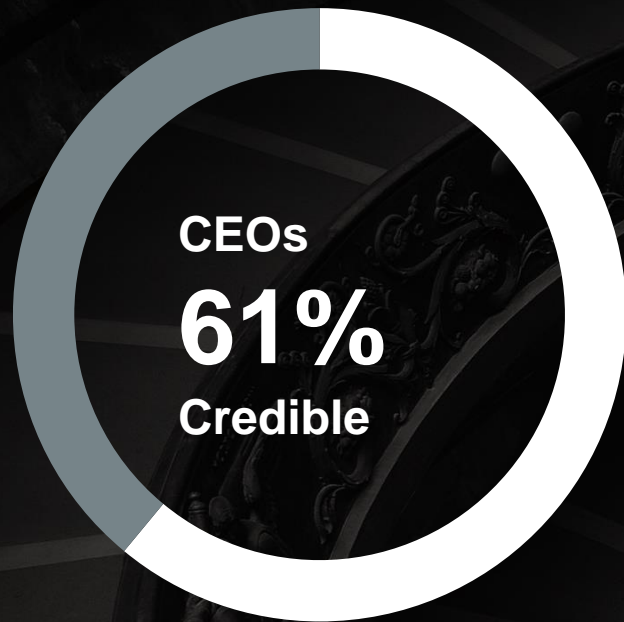


Source: 2017 Edelman Trust Barometer. Q11-620. Below is a list of institutions. For each one, please indicate how much you trust that institution to do what is right using a nine-point scale, where one means that you “do not trust them at all” and nine means that you “trust them a great deal.” (Top 4 Box, Trust) General Population, Mexico.



Credibility of Government Leaders in Crisis

Percent who rate each spokesperson as very/extremely credible



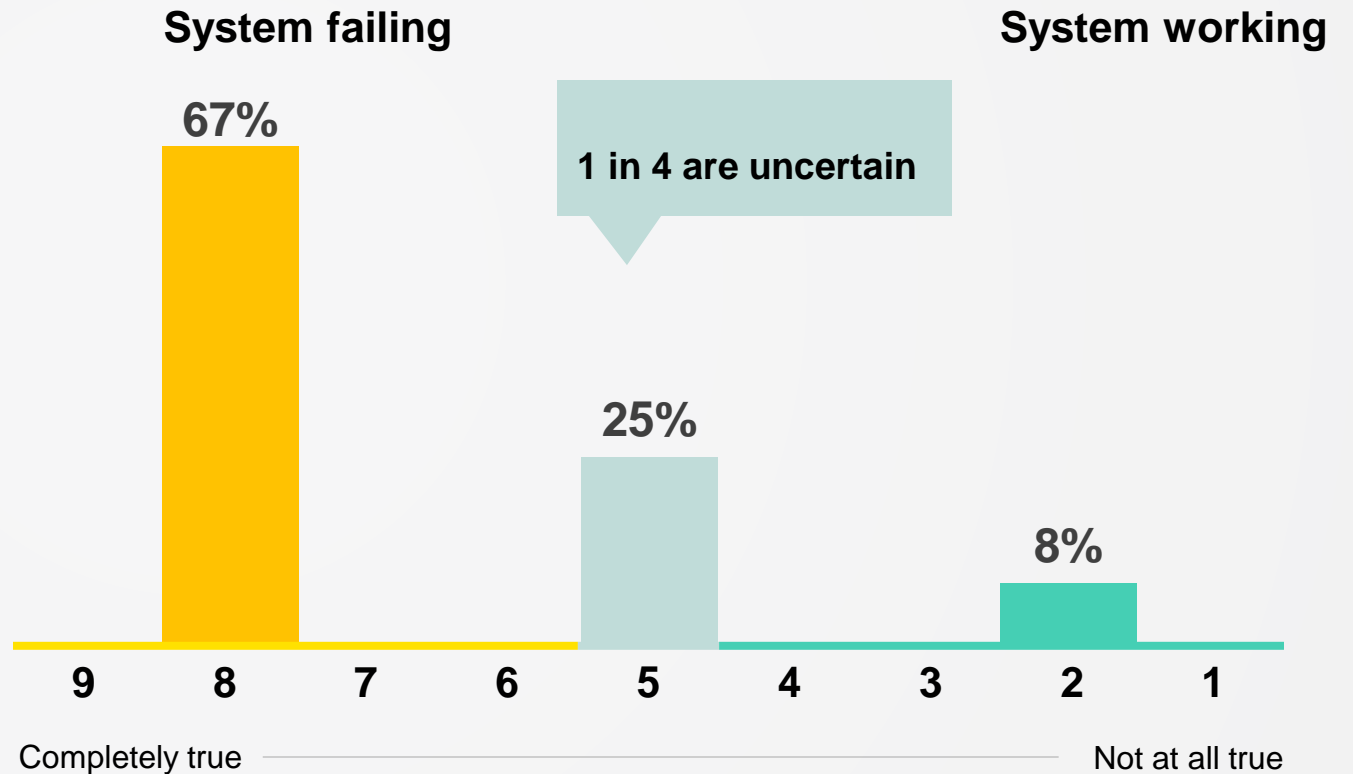
Source: 2017 Edelman Trust Barometer. Q130-747 Below is a list of people. In general, when forming an opinion of a company, if you heard information about a company from each person, how credible would the information be—extremely credible, very credible, somewhat credible, or not credible at all? (Top 2 Box, Very/Extremely Credible) General Population, Mexico, question asked of half the sample.



Majority Believe the System is Failing Them

How true is this for you?

Sense of injustice
Lack of hope
Lack of confidence
Desire for change



Source: 2017 Edelman Trust Barometer. Q672-675, 678-680, 688-690. Mexico. For details on how the "system failing" measure was calculated, please refer to the Technical Appendix.



Even Those at the Top Are Disillusioned

Percent who believe the system is not working

High-Income

Top quartile of income

68%

College-Educated

College degree or higher

68%

Well-Informed

Follow business and public policy information several times a week or more

66%

Source: 2017 Edelman Trust Barometer. S8. Thinking about your annual household income in 2015, which of the following categories best describes your total household income that year? S7. What is the last grade in school you completed? S9. How often do you follow public policy matters in the news? S10. How often do you follow business news and information? General Population, Mexico, cut by 'the system is failing segments'.



Trust Critical to Belief in the System

Average trust in institutions

Among those
who believe the
**System
is Failing**

Trust Index

48

Among those
who are

Uncertain

Trust Index

60

Among those
who believe the

**System
is Working**

Trust Index

60

Trust differentiates those
who are uncertain and
those who believe the
system is failing them

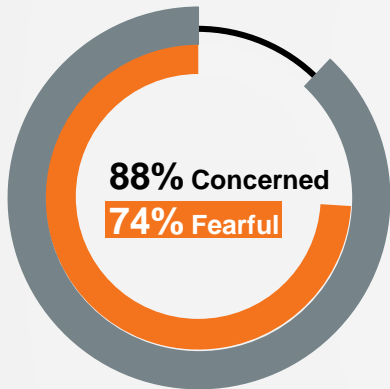
Source: 2017 Edelman Trust Barometer. Q11-Q14. The Trust Index is an average of a country's trust in the institutions of government, business, media and NGOs. General Population, Mexico, cut by 'the system is failing segments'.



Concerns Have Become Fears

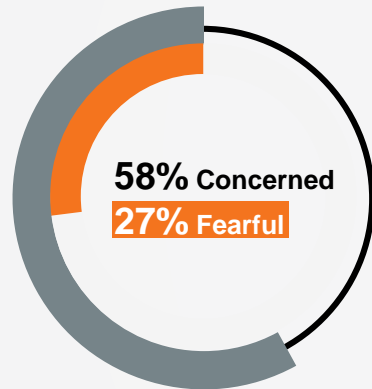
Percent of respondents who are concerned or fearful regarding each issue

Corruption



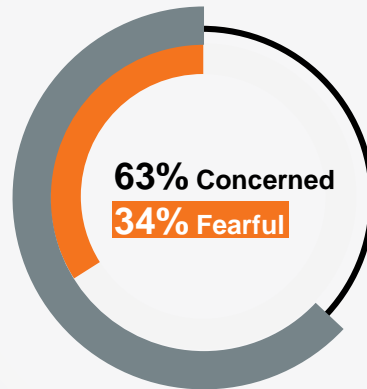
Widespread corruption
Compromising the safety of our citizens
Makes it difficult to institute the changes necessary to solve our problems

Globalization



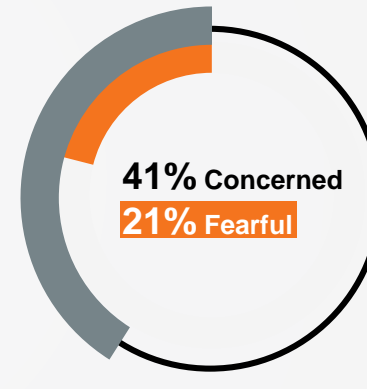
Protect our jobs from foreign competition
Foreign companies/influence damaging our economy/national culture
Foreign corporations favor their home country
Most countries cannot be trusted to engage in fair trade practices

Eroding Social Values



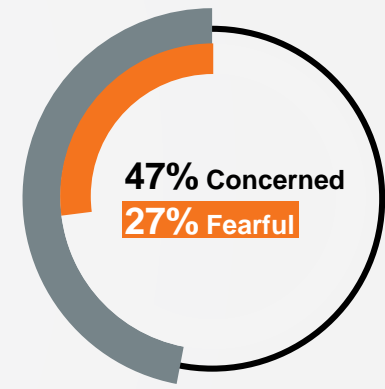
Values that made this country great are disappearing
Society changing too quickly and not in ways that benefit people like me

Immigration



Influx of people from other countries damaging our economy and national culture

Pace of Innovation



Technological innovations happening too quickly and leading to changes not good for people like me

Source: 2017 Edelman Trust Barometer. Corruption Q685-687, Globalization Q681-684, Eroding social values Q676 and Q758, Immigration Q685, Pace of innovation Q677. Mexico. For details on how the societal fears were measured, please refer to the Technical Appendix.



Fears Further Erode Belief in the System

Percent of respondents with various fears who also believe the system has failed them



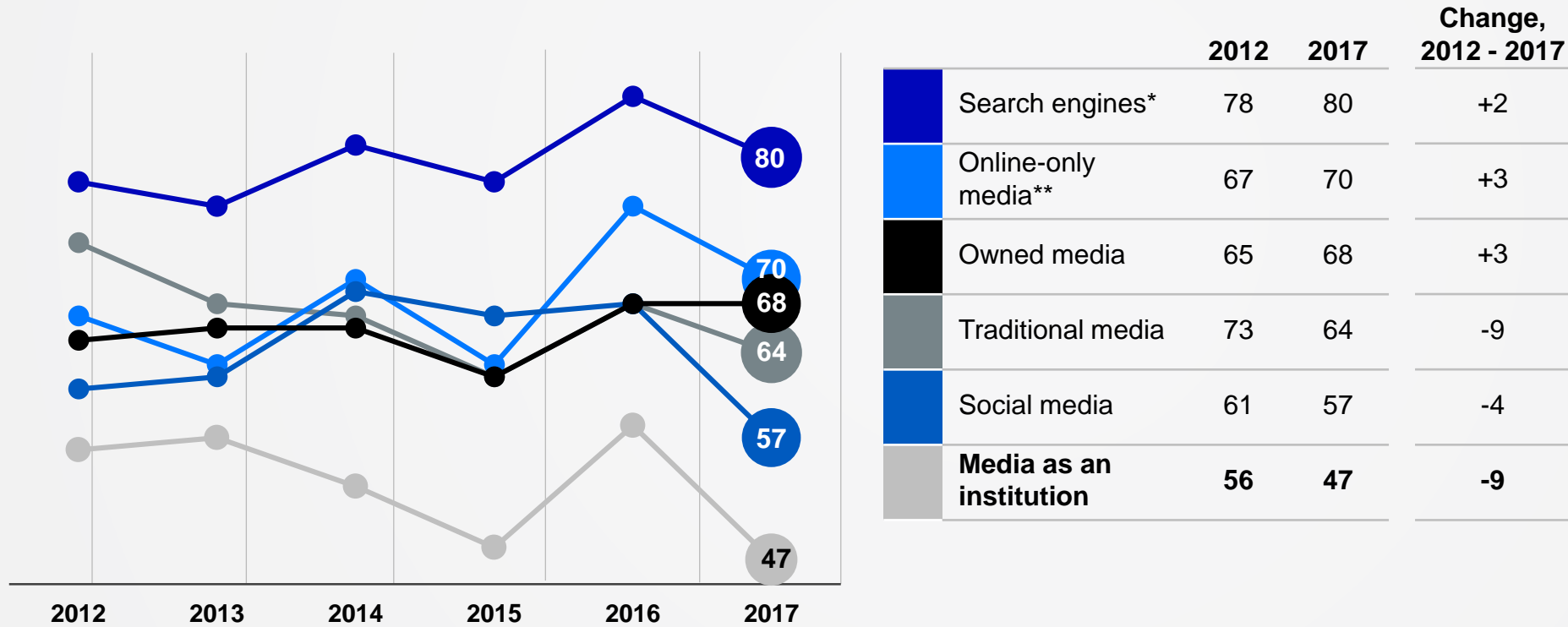
When fears collide with a belief that the system is failing, conditions are ripe for populist action

Source: 2017 Edelman Trust Barometer. Corruption Q685-687, Globalization Q681-684, Eroding social values Q676 and Q758, Immigration Q685, Pace of innovation Q677. System is failing: Q672-675, 678-680, 688-690. Mexico. For details on how the societal fears and the “system failing” measure were calculated, please refer to the Technical Appendix.



Traditional Media Shows Steepest Decline

Percent trust in each source for general news and information



Traditional media down 9 points

Search Engines are most trusted

Source: 2017 Edelman Trust Barometer. Q178-182. When looking for general news and information, how much would you trust each type of source for general news and information? Please use a nine-point scale where one means that you “do not trust it at all” and nine means that you “trust it a great deal.” (Top 4 Box, Trust) General Population, Mexico, question asked of half the sample.

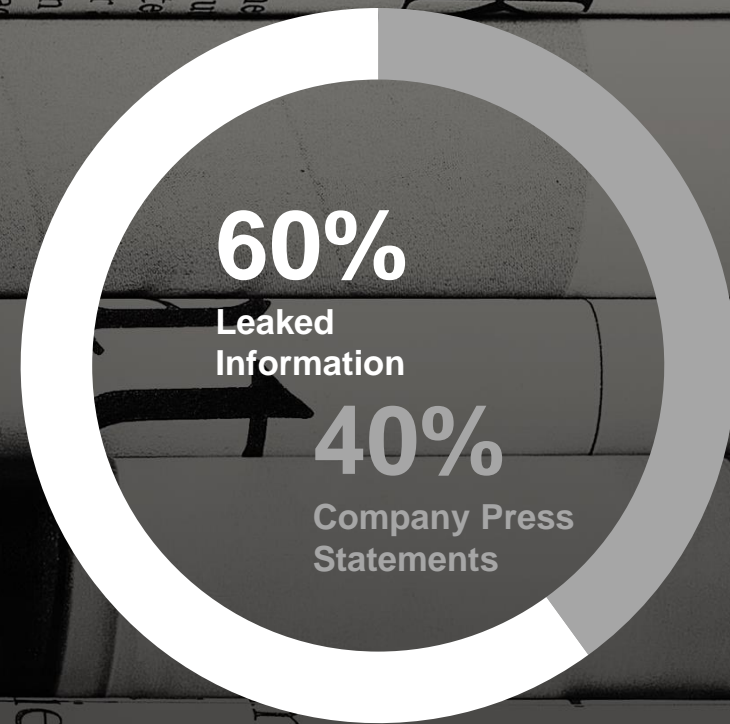
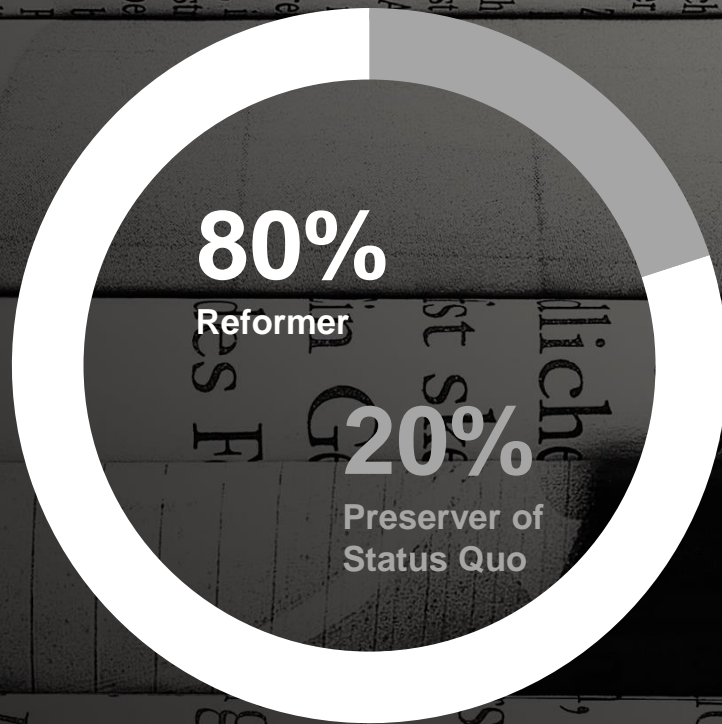
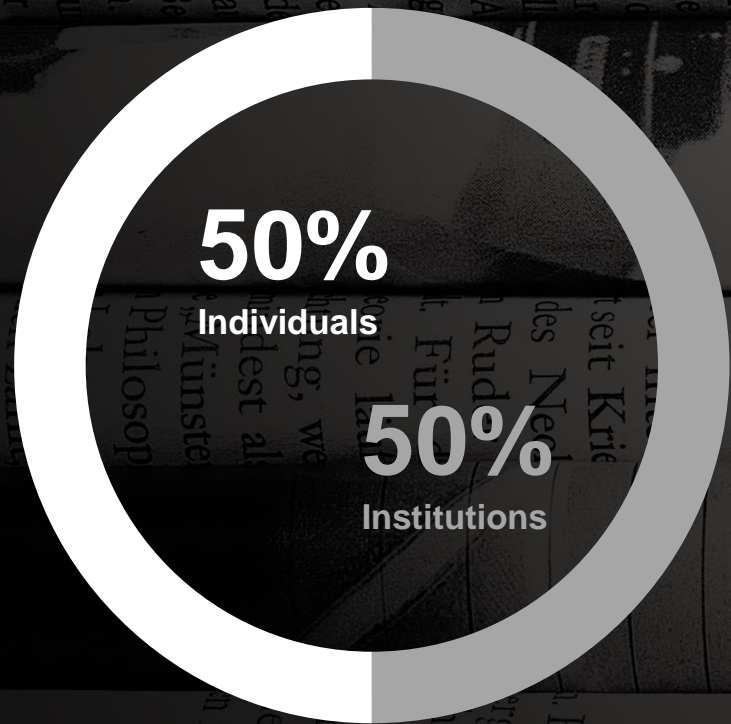
*From 2012-2015, “Online Search Engines” were included as a media type. In 2016, this was changed to “Search Engines.”

**From 2012-2015, “Hybrid Media” was included as a media type. In 2016, this was changed to “Online-Only media.”



Official Sources Are Suspect

Percent who find each source more believable than its pair



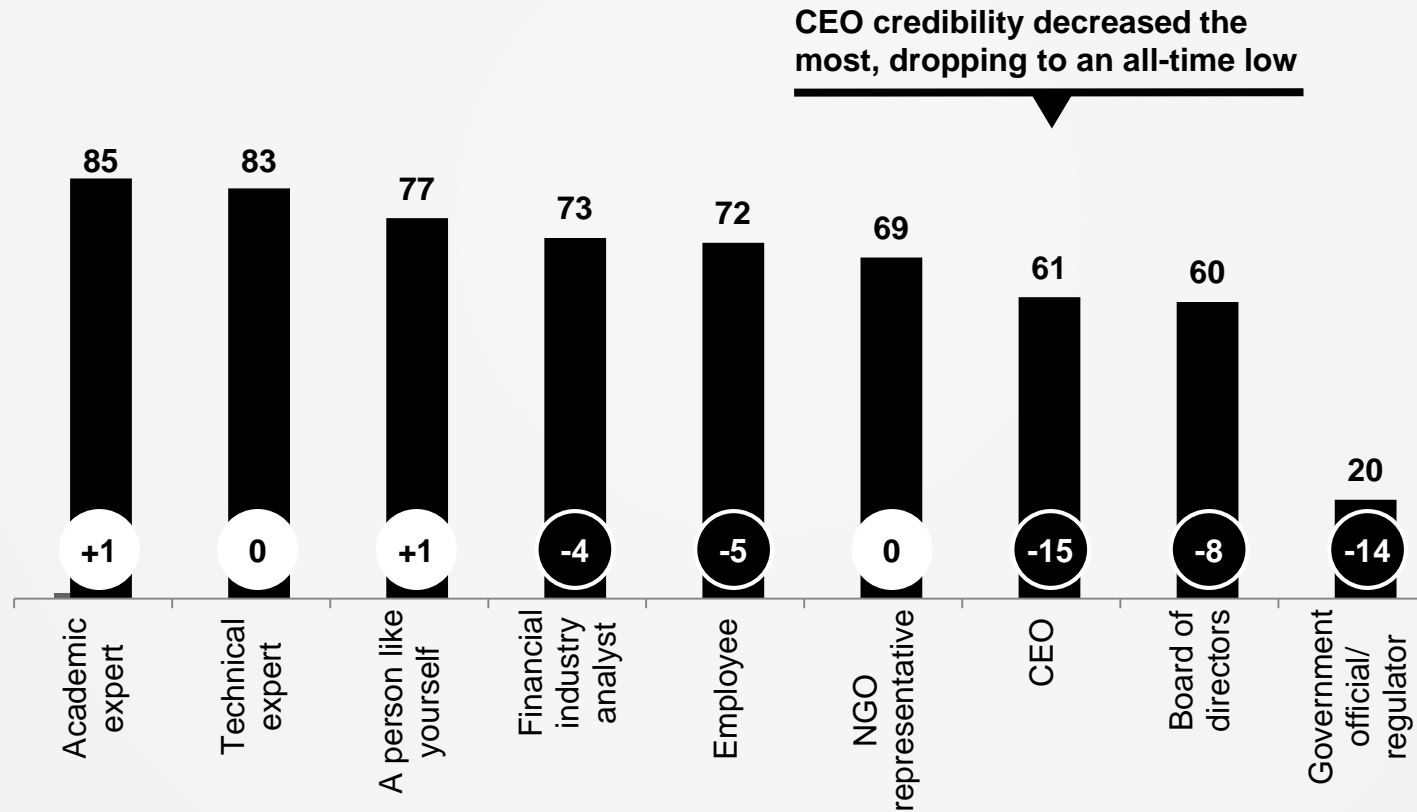
Source: 2017 Edelman Trust Barometer. Q754. You are about to see a series of two choices. Each choice describes a different source of information, a different format for presenting information, or a different style of communicating information. For each pair, we want you to choose the one that you are more likely to believe is giving you the truth. While we know that some of these choices may not be easy, please do your best to select only one of the two options given--the one that is most likely to be true most often. General Population, Mexico, choices shown to half the sample.



Peers More Credible Than CEOs and Gov.t Officials

Percent who rate each spokesperson as extremely/very credible, and change from 2016 to 2017

– + Y-to-Y Change

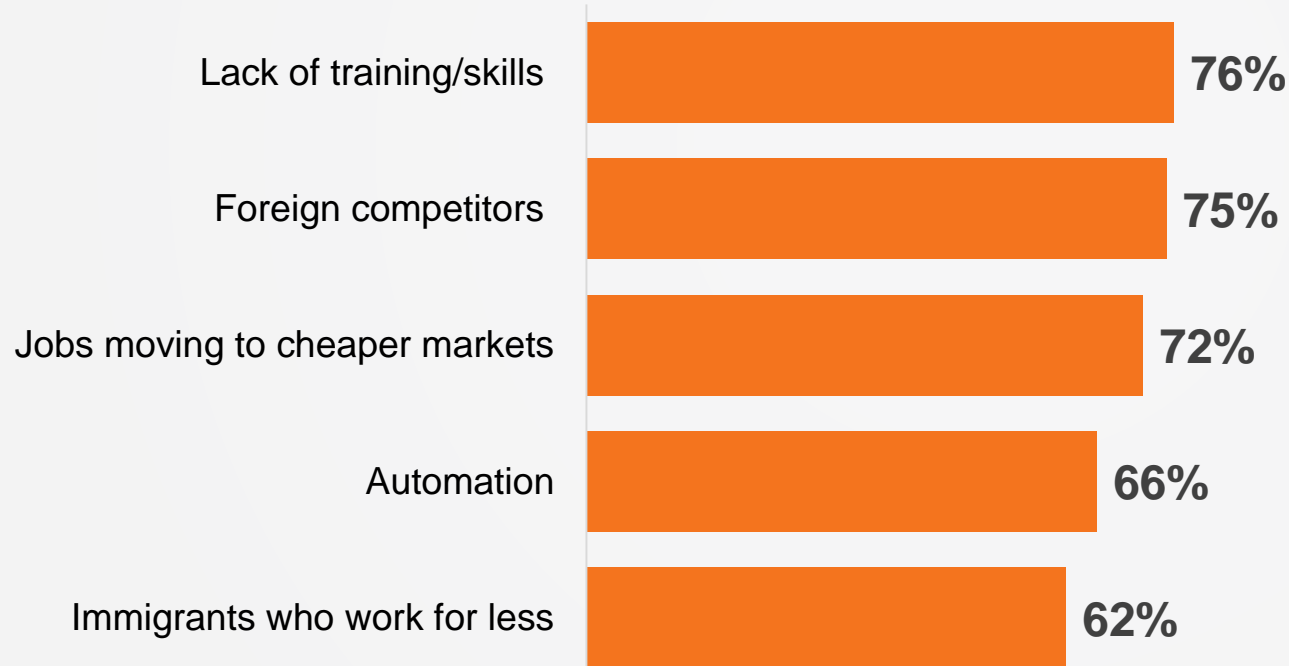


Source: 2017 Edelman Trust Barometer. Q130-747. Below is a list of people. In general, when forming an opinion of a company, if you heard information about a company from each person, how credible would the information be—extremely credible, very credible, somewhat credible, or not credible at all? (Top 2 Box, Very/Extremely Credible) General Population, Mexico, question asked of half the sample.



Business Plays a Role in Stoking Societal Fears

Global population worries about **losing their jobs** due to:



57% the pace of change
in business and industry is
too fast

52% globalization
is taking us in the
wrong direction

Source: 2017 Edelman Trust Barometer. Q693-762. Some people say they worry about many things while others say they have few concerns. We are interested in what you worry about. Specifically, how much do you worry about each of the following? Please indicate your answer using a nine point scale where one means "I do not worry about this at all" and nine means "I am extremely worried about this". (Top 4 Box, Worried) Q709-718. For each of the statements below, please indicate how much you agree or disagree. (Top 4 Box, Agree) General Population, Mexico. Q349-671. For the statements below, please think about the pace of development and change and select the response that most accurately represents your opinion. (Top 4 Box, Too Fast) General Population, Mexico, question asked of half the sample.



Support for Anti-Business Policies

Protectionism

41% agree

“We should not enter into free trade agreements because they hurt our country’s workers.”

Protectionism

79% agree

“We need to prioritize the interests of our country over those of the rest of the world.”

Slower Growth

74% agree


“The government should protect our jobs and local industries, even if it means that our economy grows more slowly.”

Source: 2017 Edelman Trust Barometer. Q709-718. For each of the statements below, please indicate how much you agree or disagree. (Top 4 Box, Agree) General Population, Mexico.



Business Expected to Lead

88% agree



“A company can take specific actions that both increase profits and improve the economic and social conditions in the community where it operates.”

Source: 2017 Edelman Trust Barometer. Q249-757. Please indicate how much you agree or disagree with the following statements? (Top 4 Box, Agree). General Population, Mexico, question asked of half the sample.



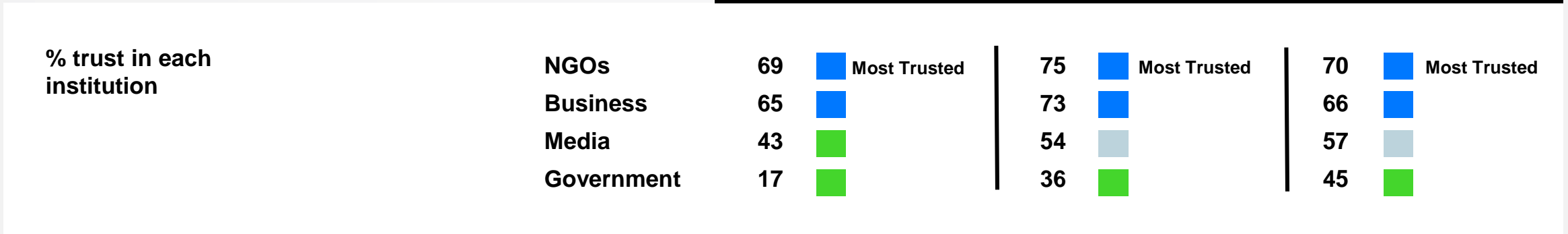
NGOs Followed Closely by Business Most Trusted

■ Distrust
 ■ Neutral
 ■ Trust

Among those who believe the **System is Failing**

 Among those who are **Uncertain**

 Among those who believe the **System is Working**



NGOs are most trusted among the 1 in 4 who are uncertain about the system

Source: 2017 Edelman Trust Barometer. Q11-620. Below is a list of institutions. For each one, please indicate how much you trust that institution to do what is right using a nine-point scale, where one means that you “do not trust them at all” and nine means that you “trust them a great deal.” (Top 4 Box, Trust) General Population, Mexico, cut by ‘the system is failing segments’.



First, Do No Harm

Actions business can take that would most damage trust in a better future (top 5 most-selected)

1.

Pay bribes to government officials to win contracts

2.

Reduce employees' benefits

3.

Reduce costs by lowering product quality

4.

Move profits to other countries to avoid paying taxes

5.

Reduce costs by cutting jobs

Source: 2017 Edelman Trust Barometer. Q732. What can businesses do that would cause the most **damage to your trust** in a better future? (Please select up to five.) General Population, Mexico, question asked of half the sample.



When the System is Failing, Companies Must Do More

System Failing
General Population

Percent who rate each attribute as important in **building trust in a company** (top 5 most important shown)



On average

+4 pts

higher expectations

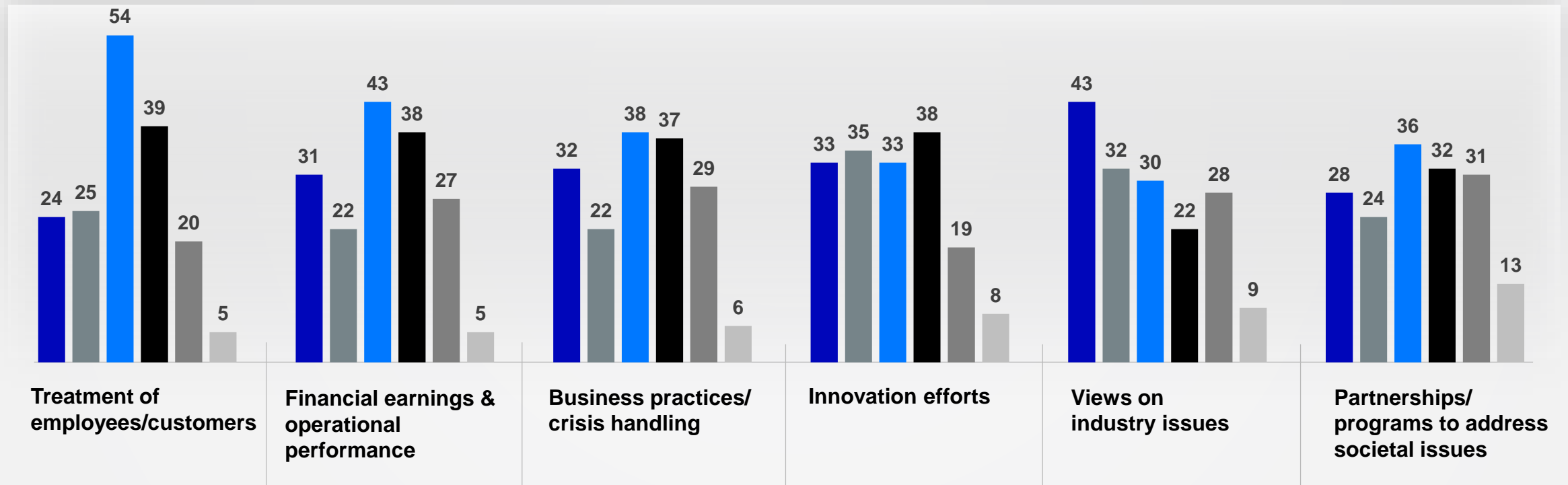
Among those who have lost faith in the system, expectations are higher across the board

Source: 2017 Edelman Trust Barometer. Q80-639. How important is each of the following attributes to building your TRUST in a company? Use a 9-point scale where one means that attribute is "not at all important to building your trust" and nine means it is "extremely important to building your trust" in a company. (Top 2 Box, Importance) Data displayed is mean Top 2 Box rating for the listed items. Items were included if they were considered important by 50% or more of those who believe the system is failing. General Population and cut by "the system is failing segments," Mexico.



Employees Most Credible Across Majority of Topics

Most trusted spokesperson to communicate each topic

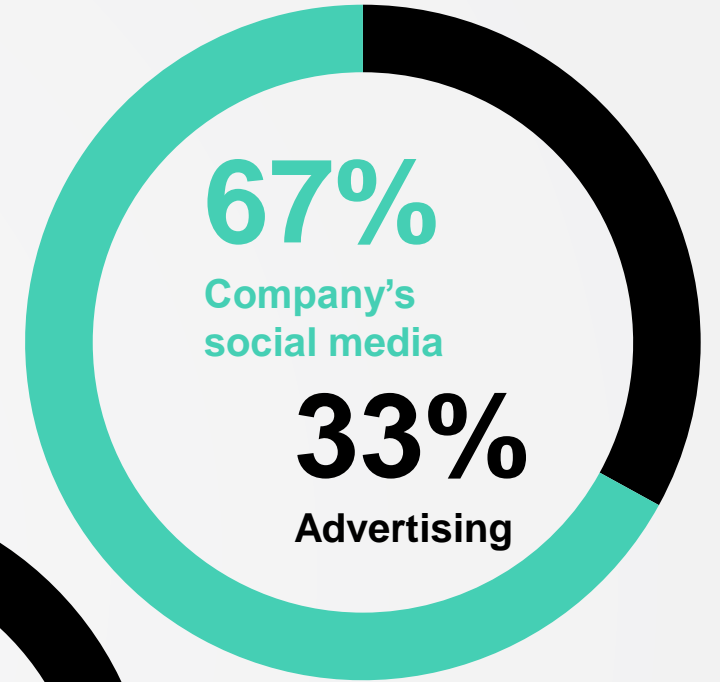
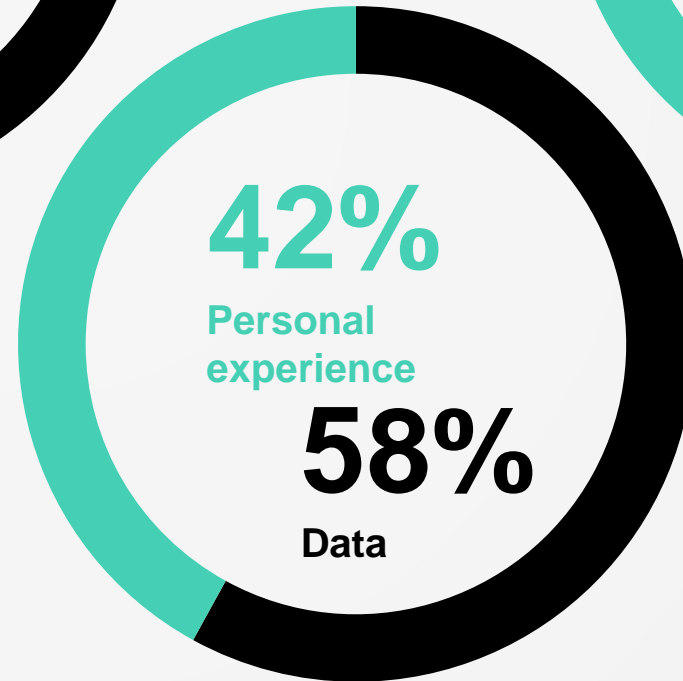
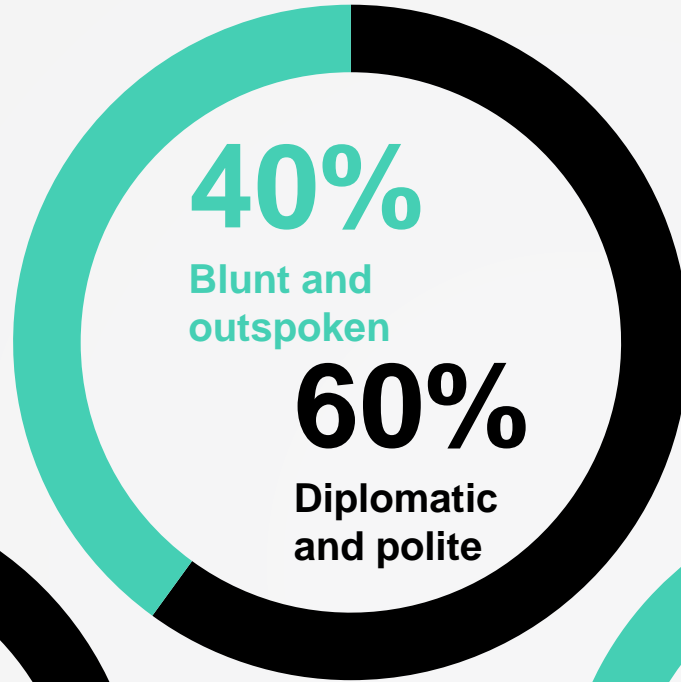
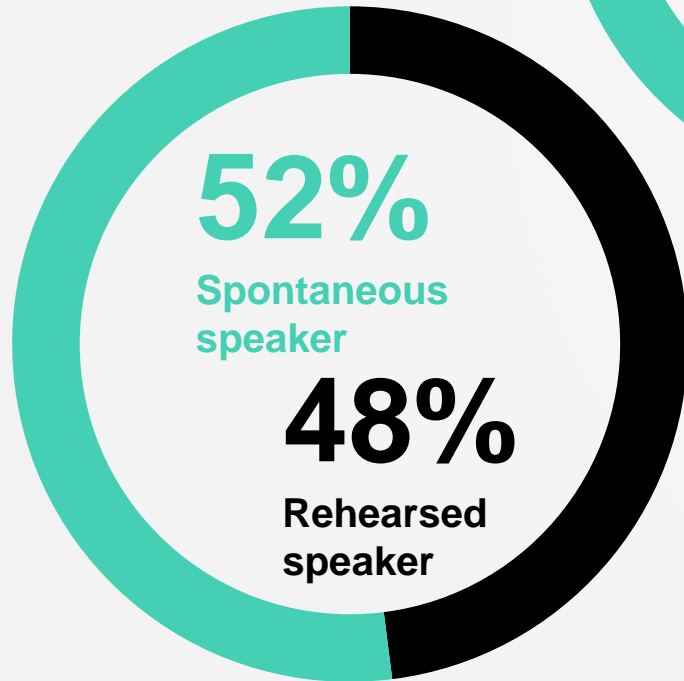


Source: 2017 Edelman Trust Barometer. Q610. Who do you trust MOST to provide you with credible and honest information about a company's financial earnings and operational performance, and top leadership's accomplishments? Q611. A company's business practices, both positive and negative, and its handling of a crisis? Q612. A company's employee programs, benefits and working conditions, and how a company serves its customers and prioritizes customer needs ahead of company profits? Q613. A company's partnerships with NGOs and effort to address societal issues, including those to positively impact the local community? Q614. A company's innovation efforts and new product development? Q615. A company's stand on issues related to the industry in which it operates? General Population, Mexico, question asked of one-quarter of the sample.



Talk With, Not At

Which is more believable?



Source: 2017 Edelman Trust Barometer. Q754. You are about to see a series of two choices. Each choice describes a different source of information, a different format for presenting information, or a different style of communicating information. For each pair, we want you to choose the one that you are more likely to believe is giving you the truth. While we know that some of these choices may not be easy, please do your best to select only one of the two options given--the one that is most likely to be true most often. General Population, Mexico, choices shown to half the sample.





Thank You



Edelman
trustbarometer
2017 | ANNUAL GLOBAL STUDY

